

**FL****FORT LAUDERDALE
INTERNATIONAL
BOAT SHOW**

THE 56TH ANNUAL FORT LAUDERDALE INTERNATIONAL BOAT SHOW

NOVEMBER 5 - 9, 2015

JLAMBERT YACHT PHOTOGRAPHY

As the world's largest in-water boat show, the 56th Annual Fort Lauderdale International Boat Show (FLIBS) is the premier event for boating enthusiasts and marine businesses. The show spans seven locations with nearly 1,500 boats displayed across more than 3 million square feet of exhibit space. The well-planned network of parking, ground transportation, water taxis, and riverboats convey visitors efficiently to the enormous array of boats, marine products and accessories displayed by more than 1,000 exhibitors from 30 countries.

From lavish superyachts, to sleek fishing boats, sporty runabouts, fast tenders and thunderous powerboats, the dollar amount of vessels available for tours and

inspection by the public adds up to more than \$4 billion. For celebrities—or those who want to be pampered like one—there's the new VIP Boat Show Experiences program. For \$399 per day (or \$1,099 for three days) registered guests enjoy onsite valet parking, entry to the boat show and all-day access to the air-conditioned VIP lounge located at the Hall of Fame Marina, which offers gourmet food and a premium open bar. VIP guests also enjoy access to a variety of private boat show events.

Here's a look at some of the newest boats making their debut that will be on display at the docks and the Convention Center. For the most recent update while you're at the show go to our website southernboating.com.

By Doug Thompson



AQUILA

The Aquila 44 is a purebred power catamaran with a fresh evolution of classic boating traditions and innovations. Efficiency in design and performance complement her sleek and luxurious living spaces. The Aquila 44 (44'11" LOA, 21'6" beam) incorporates a U-shaped settee on the aft deck that converts to a sunpad for lounging. This addition creates another spacious living area for cruising and entertaining, whether traveling the Great Loop, cruising blue water or simply entertaining at the dock.

The Aquila 44 features three cabins with ensuite heads, including a full-beam king master cabin with lavish living quarters. The open salon and galley of the Aquila 44 offers 360-degree visibility to the outside and an aft open bar. Customization options are available, and her hulls can be fitted to a variety of desired living spaces including laundry, office or gym. An inside helm station is also available to fit an owner's style. aquilaboats.com



ARCADIA

The U.S. debut of the Arcadia 85 reveals a linear design and generous living space, while incorporating the Italian yard's eco-friendly passion. Photovoltaic solar panels power showers, bathrooms, lights, and kitchen equipment. The

design of Arcadia 85 (84'10" LOA, 23'5" beam) reflects simple and understated styling with a harmonious blend between the indoor and outdoor areas.

Her deckhouse has been made almost entirely out of double-layered reflecting glass, giving the interior a bright and airy feel. Sliding overhead and lateral blinds provide privacy and shade. The Arcadia 85 is a semi-planing yacht, with excellent seakeeping qualities and noise reduction for comfort while cruising or at anchor. Her hull is built out of reinforced fiberglass with Vinylester resin, and the design makes the

boat light and durable for its size. Efficient performance and the light aluminum superstructure reduces running costs. arcadiayachts.it



AZIMUT

The Italian builder has five yachts making U.S. debuts at Fort Lauderdale, including the Atlantis 43, Magellano 66 and 76, 77 S, and the 72 Fly—the Magellano 66 and 72 Fly were just launched this fall. The Magellano 66 (66' LOA, 17'10" beam) offers long-range cruising surrounded by elegance (the fifth model of the Magellano Collection), and rides on a dual-mode hull, which ensures comfortable sailing regardless of sea conditions. Surprisingly spacious interiors and a spectacular terrace on the flybridge are the most striking features on a yacht that combines the adventure of a long cruise with domestic comfort. The layout includes three cabins, a multipurpose cabin, three bathrooms, and crew quarters.

The 72 Fly (74' LOA, 18'4" beam) combines state-of-the-art construction techniques, as the hull and the deck are entirely of fiberglass while the deckhouse and flybridge are built of pure carbon fiber. This new production reduces weight by nearly 30 percent, which can be exploited for more extensive deck surfaces and greater internal volume, while maintaining

The Value of Our Real Estate Begins with a Very Private and Unique Way of Life.



Situated on the northern reaches of Key Largo, beside North America's only living reef, Ocean Reef Club enjoys its own private airport and flying club, a world-class marina and yacht club, two championship golf courses, a tranquil spa and state-of-the-art fitness center, an art league and cultural center, sailing, tennis, croquet and rod & gun clubs, a library and theater, medical center, nine restaurants, an inn and gracious residences. Even a school for your children and a vet for your pet. In essence, all the comforts and services of a small but sophisticated town. There are also comforts of a different kind, among them, a tangible sense of privacy and security, tradition and values, and perhaps most important, a sense of belonging unlike any other club on earth.



31 Cardinal Lane
5 Bedrooms/5.5 Baths
68' Dockage
\$5,700,000
(596)



18 South Island Drive
2 Bedrooms/2 Baths
33' Dockage
\$2,500,000
(922)



Landings 11B
3 Bedrooms/3 Baths
31' Dockage
\$1,995,000
(904)



Marina Slip H1
65' Floating Dock
Close to All Amenities
\$2,500,000
(964)



OCEAN REEF CLUB
REAL ESTATE COMPANY®
KEY LARGO, FLORIDA

For more information and to explore homeownership as an Equity Member call **855-558-REEF** or visit **OceanReefClubLiving.com** to receive a complimentary Real Estate Guide and the latest issue of Ocean Reef Club *Living Magazine*.

Membership required for club access.

Paul Bobik, Managing Broker Lic. Real Estate Broker, Ocean Reef Club Real Estate Company® is an Equal Opportunity Company, Equal Housing Opportunity. This material is based upon information that we consider reliable, but because it has been supplied by third parties, we cannot represent that it is accurate or complete, and it should not be relied upon as such. This offering is subject to errors, omissions, changes, including price, or withdrawal without notice.

NEW HOMES • VILLAS • CONDOMINIUMS • MARINA DOCKS • HOME RENTALS



Chris-Craft Capri 25

the same displacement as her competitors. The layout sleeps eight in four ensuite cabins, including the master with full vertical window openings. azimutyachts.com

CHRIS-CRAFT

The Capri 25 makes its debut at Fort Lauderdale and is the second member of the Capri "Vertical Bow" family following the Capri 21. Similar to its younger sister, the Capri 25 embraces design cues from the brand's original DNA and hearkens back to the Chris-Craft vertical bow models of the 1930s. Notable features include a newly designed dash along with a small cabin below equipped with a head. The Capri 25 (26'7" LOA, 8'6" beam) boasts a larger cockpit for ample seating and foldout teak tables on each side of the cockpit for entertaining. An entirely new feature to the Chris-Craft range, a portside hydraulic walkthrough platform enables easy boarding into the cockpit, which allows the boat to remain true to its Chris-Craft design while also making it more practical.

Also new is the Calypso 26 (26'6" LOA, 8'6" beam), Chris-Craft's first dual-console boat. Built for the family who enjoys watersport activities, casual fishing or cruising, the boat is equipped with an enclosed head along with a wind door for extra coverage leading to the bow. Ample and flexible foldup seating in the cockpit enables tailoring the boat to specific needs. chriscraft.com

EASTPORT

New for 2016 is the Eastport 32 OBX, developed from the very successful production hull of the twin inboard Eastport 32. Chief designer Mick Price changed the layout options dramatically and moved the engines off the back of the boat. The additional space now accommodates a dinette and larger galley for a fridge, freezer, lots of storage, and even a dishwasher in this 32-foot boat (32' LOA, 11' 9" beam). The modified V-hull provides a great sea boat for offshore running to fish or cruise the far reaches of The



Chris-Craft Calypso 26

Bahamas with all the comforts of home. The shallow draft of less than two feet and a range of more than 400 miles brings explorers into the most hidden places.

The Eastport 32 OBX is powered by twin Yamaha 250-hp offshore series engines, which will push it to 45 mph. Each boat is built to order, so layouts and options including full teak packages are customized. eastportyacht.com



Eastport 32 OBX

EDGEWATER

The EdgeWater 368CC features a twin-step hull using the latest Single Piece Infusion Technology and advanced design. Family and fishing features are found throughout this 36'8" LOA, 11'4" beam boat. The walk-in console cabin provides generous room with a berth, head and galley. Seating is comfortable and plentiful at the three-across helm, mezzanine and all the way to the wraparound bow.



EdgeWater 368CC



"WATERFRONT IS MY BUSINESS"



Top 1% of Realtors Nationwide

TOMLINSON
REALTY GROUP

305-895-JEFF (5333) Jeff Tomlinson
Real Estate Broker / CEO

jeffrealtor@comcast.net • www.jeffrealtor.com



MIAMI SHORES • "NEW CONTEMPORARY"



MIAMI SHORES WATERFRONT • 2014 CONSTRUCTION, FINISHED HOME!

5BR/3.5BA + 2BR/1BA DETACHED GUEST HOUSE. INFINITY POOL, 3 CAR GARAGE, 5,100 SQ FT., 135' OF WATERFRONT DIRECT OCEAN ACCESS. SIDE OF HOUSE HAS 10' PICTURE GLASS OVERLOOKING GOLF COURSE! 30" CEILINGS & OWNER FINANCING. **\$2.5 MIL.**

KEYSTONE ISLAND #5 "WATERFRONT"



HUGE FAMILY HOME LOWEST PRICE PER SQFT. ON ISLAND #5

5BR/4BA, 3825 SQ FT., 3 CAR GARAGE, POOL, ONLY 2 CANALS OFF THE BAY! REMODELED IN 2005, GRANITE & S.S. EAT-IN KITCHEN. HUGE MASTER SUITE READY FOR A LARGE FAMILY TO MOVE IN! **ONLY \$1.39 MIL.**

SANS SOUCI ESTS. "NEW CONTEMPORARY"



"NEW WATERFRONT CONSTRUCTION" WITH EXQUISITE FINISHES!

6BR/6.5BA, 5563 SF, 2 OR 4 CAR GAR. "30" HIGH CEILINGS" ALL CONCRETE FLOORS! HEATED POOL W/JACUZZI WATERFALL, 32" WHITE GLASS FLOORS & GLASS TILE BATHS, TIGER EYE WOOD & WHITE QUARTZ TOP, KIT. IMPACT GLASS. 75' OF DOCKAGE!

SANS SOUCI ESTATES "WATERFRONT"



75' OF DEEP WATER OCEAN ACCESS, NO FIXED BRIDGES TO BAY

4BR/3.5BA, POOL 2725 SQ FT GREAT FLOORPLAN OPEN & BRIGHT. LARGE MASTER SUITE W/HUGE WALK-IN CLOSET. NEW ROOF/NEW IMPACT WINDOWS. 24 HR GAURD GATED COMM. **PRICED WELL AT \$1.35 M**

SANS SOUCI ESTATES • "WATERFRONT"



SANS SOUCI ESTATES WATERFRONT "NEW CONTEMPORARY"

4BR/4BA, POOL, 4020 SQFT. 2 CAR GARAGE "SOUTH OF FRANCE" STONE FLOORS THROUGHOUT, HI CEILINGS, QAURTZ COUNTERS, GOURMET KIT., 75' OF DOCKAGE & BOATLIFT. HUGE MASTER W/ROOFTOP SUNDECK. **\$1.99 MIL.**

KEYSTONE POINT "WATERFRONT LOT"



KEYSTONE POINT 1/3 ACRE WATERFRONT LOT BUILD YOUR DREAM HOME

(SMALL 3/3 ON LOT IF DESIRED FOR YACHT CREW USE) 135' ON WATER DEEPWATER DOCKAGE FOR 100+ YACHT ! NO FIXED BRIDGES ! DIRECT OCEAN ACCESS. LOT DEM. 125 X 135 LOT SIZE 16,852 SQ FT. **ONLY 1.3 MIL.**



Fairline Targa 53GT



The standard portside dive door and walk-through transom provide added comfort and convenience for days on the water. This boat serves many different goals, whether you run to The Bahamas or cruise to the local sandbar in style. When powered by triple Yamaha F300 outboard engines, the 368CC runs to a top speed of 65.2 mph and cruises at 36.5 mph. ewboats.com

FAIRLINE

Fairline's Targa 53GT makes her North American debut at this year's show. The latest addition epitomizes British craftsmanship and technical excellence. The Targa 53GT incorporates a beautifully tapered hull emphasizing her dynamic

character. Her classic swept, stern shape integrates the hull lines creating a functional yet attractive transom with optional submersible bathing platform. The new model combines large cockpit seating and sunbathing areas, with interior salon seating to provide a seamless flow of entertaining and relaxation space.

Offering excellent seakeeping in all conditions, the Targa 53GT (55'6" LOA, 14'10" beam) is a true boat enthusiast's model and offers a choice of two shaft-driven engine options from Volvo Penta and Cummins. She is designed to reach a minimum of 30 knots when fully loaded with fuel, water, tender, and crew. fairline.com

SOUTHERN BOATING SPECIAL



\$300 Instant Boating Credit

Boaters receive a \$300 instant credit for a 4 night consecutive hotel & marina stay

Booking window: Now through June 30th, 2016.

Travel By Dates: Now through October 31st, 2016.

Black-out dates: NONE

Booking code: SBFL15

Reservations must be made prior to travel thru the US Reservation Office. Valid for new bookings only. Rates based on availability & quoted in US dollars.

The Finest Sport Fishing and Yacht Marina in North Eleuthera

- 51-slip Marina
- Vessels to 180h
- 9' at Low Tide
- Fuel dock
- 110V & 220V, 100A 1-phase, 100A 3-phase, 480 Electrical
- Reverse Osmosis Water
- Free WiFi
- Nighttime Security
- We Monitor VHF-16
- Waterfront Dining & Bar
- Starbuck's Coffee
- Famous Pink-Sand Beach
- And More...

Out-Island Adventure

experience

Or Splendid Isolation



Call: 1 (866) 389-6864 or (954) 463-4519

Ownership: (786) 457-1301 | reservations@valentinesresort.com
realestate@valentinesresort.com | www.ValentinesResort.com

VALENTINES
RESIDENCES
RESORT AND MARINA

Preferred
RESIDENCES



Hargrave 101 Pilothouse

HARGRAVE

Fort Lauderdale-based Hargrave Custom Yachts continues its unbroken string of world premieres during FLIBS with the introduction of the new 101-foot motoryacht (21' beam). The four-stateroom model offers the popular country kitchen, is powered by twin 1,700-hp Caterpillar diesel engines and equipped with the latest technology from Naiad Stabilizers, Headhunter and General Electric. She also features state-of-the-art electronics and audiovisual systems as well as a high-end interior design package from Yacht Interiors by Shelley. Founded in 1957 in Palm Beach by legendary yacht



Hatteras 70

designer Jack Hargrave—his work for Burger and Hatteras helped shape the American yachting industry during the 1960s-90s—the company blends quality, value and design flexibility into all its yachts. hargravecustomyachts.com

HATTERAS

Featuring Hatteras Yachts' innovative fiberglass construction and Mediterranean-inspired styling, the 70 Motor Yacht (74'6" LOA, 21'2" beam) offers a large flybridge sheltered by a custom hardtop and four spacious staterooms plus crew accommodations. The 70 Motor Yacht fills a strategic niche in the motoryacht series



BRAVO

HEADHUNTER
WWW.HEADHUNTERINC.COM

Headhunter is pleased to present an updated style and function to the proven and patented Royal Flush lineup of floor and bulkhead mounted marine toilets. With a revised aesthetic presentation incorporating feedback from installers and designers, these toilets are perfect for updating an existing interior or incorporating into modern vessels.

3380 SW 11TH AVENUE
FORT LAUDERDALE, FLORIDA 33315
PHONE: +1 954-581-6996
HEADMASTER@HEADHUNTERINC.COM
WWW.HEADHUNTERINC.COM
WWW.HEADHUNTERINCSTORE.COM





ranging from 60 to 100 feet. Along with updated exterior styling in keeping with the Hatteras design pedigree, the 70 Motor Yacht incorporates a number of standout features to enhance cruising comfort and convenience. Wide, walkaround side decks ease in the handling of lines and make short work of getting forward to the posh bow lounge, which includes cushioned bench seating and a table. hatterasyachts.com

HORIZON

Taiwanese builder Horizon debuts two new motoryachts—the E78 and E88. The Horizon E78 motoryacht (78'6" LOA, 18'9" beam) exudes sophistication in design and performance, and defines where form

meets function. The custom hydraulic high-low hard top, hydraulic folding mast, tailored features combined with shallow draft, comfort and luxury make her ideal for cruising the Great Lakes, The Bahamas and beyond. Her main deck offers continuous sightlines from the aft deck to the forward windshield, with a voluminous main salon, fully equipped galley and lower pilothouse. Two guest ensuite staterooms, as well as crew quarters aft accompany the full-beam master below deck. The three- or four-stateroom layout accommodates individual design features and flexibility for owner operation or a crew.

The Horizon E88 open bridge motoryacht enjoys the same functional luxury as her skylounge counterpart but with the

added benefit of increased outdoor spaces. Her 21' beam provides four ensuite guest staterooms below deck, including full-beam master stateroom aft; separate crew quarters are aft of the engines. The one-level main deck allows for a full view of the bow when standing in the aft salon, and incorporates everything required for comfort above deck: main salon, dayhead, dining for eight, fully equipped galley, and forward country kitchen. horizonyacht.com

HUNT

The Hunt 32cc makes its Fort Lauderdale debut and is a versatile design that combines the key attributes of a day boat with the functionality of a center console fishing boat on the authentic Hunt deep-V hull. Powered by twin Yamaha F250 outboard engines, the Hunt 32cc runs to a top speed of 45 mph. Hunt's innovative extension of the center console (reaching from centerline to the port rail), allows for an aft-facing, walk-in companionway leading to the interior. Because it faces aft, getting



to the enclosed head, galley and bunk/rod storage is convenient and easy. The Hunt 32cc (32'1" LOA, 10'6" beam) features plenty of space to stow gear like fishing rods and wakeboards, and offers forward seating for eight passengers.

This companionway configuration is family-friendly—kids can go below in safety even when the boat is running. The extension of the console makes room for the microwave, mini fridge and counter space of the galley, while the console itself makes for standing headroom in the head/shower area. A single bunk with rod stowage is tucked neatly beneath the forward seating. huntyachts.com

THE POINT IS...

*Surrounded by water,
10 minutes to private airport,
45 minutes to the Palm Beaches,
60 miles to the Bahamas.*

SAILFISH POINT

Hutchinson Island, Florida



Miles of Atlantic shoreline • Nicklaus Signature Golf • Oceanfront Country Club
Helipad • Fitness Complex • Spa/Salon • Private Yacht Club and Marina

INQUIRE ABOUT GUEST OPPORTUNITIES

772.225.6200 SailfishPoint.com 1648 S.E. Sailfish Point Blvd., Stuart, FL 34996



Sailfish Point Realty

The Sailfish Point Club is a private facility. Sailfish Point Realty is a licensed Real Estate Broker. Equal Housing Opportunity.



Intrepid 410 Evolution

INTREPID

The 410 Evolution combines the power of the Intrepid Powerboats' Sport Yacht model with high-end finishes for a superior blend of performance and luxury. The 410 Evolution (41'2" LOA, 12'7" beam) includes premium leather interior upholstery, wood-veneered cabinetry and luxury tile in the head. Interior upgrades are available including quartz and granite countertops. The luxury finishes are combined with the exceptional performance of triple-outboard engine packages for optimum performance without sacrificing cockpit space and allow for a shallow draft.




Jeanneau Leader 46

Additional features include a fully integrated electric sunroof and a wraparound windshield that allows for a three-sided enclosed bridge deck with opening side windows. Options to add a fourth side and a bridge-deck air conditioning package are also available. Other options include a retractable sunshade for the aft deck, gyro stabilizer and a cockpit icemaker, fridge and storage options. Since 1983, Intrepid has built high-performance powerboats uniquely designed for individual owners. With the 410 Evolution, Intrepid engineered the best in customer requests from over the years into this new model. intrepidpowerboats.com

VALVTECT[®]

Marine Diesel




Better Performance, Enhanced Engine Protection.

If you are not running a true marine formulated diesel fuel, then it's time you switch to ValvTect[™] Marine Diesel and immediately begin experiencing these important benefits. ValvTect[™] Marine Diesel Fuel is specially formulated to . . .

- **PROTECT:** Keeps fuel system free from bacteria and sludge.
- **OPTIMIZE:** Improves engine performance and fuel economy.*
- **EXTEND:** Stabilizes fuel for two years or more.
- **ENHANCE:** Extra lubricity improver, water dispersant & cetane improver reduce maintenance costs and extend engine life.

When cruising beyond the ValvTect[™] Marine Diesel coverage area, make sure to take along performance proven ValvTect[™] Diesel Additives!

Visit www.ValvTect.com or Call (800) 728-8258



PROTECT ■ OPTIMIZE ■ EXTEND ■ ENHANCE

©2015 ValvTect Petroleum Products, Northbrook, IL *Based on clean up of fuel system deposits

VISIT US AT THE FORT LAUDERDALE INTERNATIONAL BOAT SHOW BOOTH# 133



an ensuite head and shower and includes the same luxurious details and overall comfort as the owner's suite. jeanneau.com

JUPITER

The Jupiter 34 HFS (hybrid forward seating) comes to the show with nearly 12 inches more interior length, more interior beam and larger rod lockers and bilge access. Most noticeable

JEANNEAU





The all new Leader 46 incorporates reliable performance and an elegant modern design offering living spaces that smoothly open to the outside. The Leader 46 (46'7" LOA, 13'5" beam) is a true open express, offering a quality fit and finish, yet her design statement breaks the traditional perceptions of how an express looks and feels. The goal of passenger comfort factored into the design is based on a stable, smooth handling ride, and continues into the attractiveness of the interiors. The owner's suite is a central cabin and features a king-size bed, modular head and shower compartment. The guest cabin offers

is the increased bow cockpit space and standard sunlounge console cooler. The sunlounge affords more comfortable seating and houses an eight cubic foot insulated cooler with optional macerator for those looking for more fishbox space. The console head interior is larger and now offers a seven cubic foot dry storage compartment as a standard feature (not available with the auxiliary fuel option). The new helm is an ergonomic pod design with LED toggle switches, drawer-style glovebox, and ample room for dual 16" GPS screens (33'9" LOA, 10'5" beam). jupitermarine.com

Staniel Cay Yacht Club

*Ft. Lauderdale Boat Show
Booth 174, Bahia-Mar
See you there!*

Staniel Cay Yacht Club
EXUMAS, BAHAMAS

Follow us to Staniel Cay on    

...like no other place on Earth.

Bahamas 242.355.2024 | U.S. 954.467.6658
info@stanielcay.com | www.stanielcay.com



Mares Yacht Fish 45

for fighting chairs—and fighting fish. Walkaround side decks offer easy access to the bow from the aft deck whether for sunpad use, easy docking or fishing. The Mares Yacht Fish is powered with Cummins diesels and Zeus pod drives, and an integrated foil adds even more performance and fuel efficiency to this already efficient hull design. The full-beam master cabin features a king bed, skylights and ensuite head. The guest cabin's beds quickly convert from two singles to a double, and there is an ensuite head. The galley is large, light-filled and equipped with up to two refrigerators and a host of storage options. maresinternational.com

MARES CATAMARANS

The Mares Yacht Fish (44'9" LOA, 15' beam) features cutting-edge construction, with elegant sweeping lines and enormous panoramic windows areas. The spaciousness is mirrored with an open plan cockpit area with plenty of room

MARITIMO

Australian builder Maritimo debuts the M48 and M65 at Fort Lauderdale. The M48's (50'1" LOA, 16'6" beam) main deck invites entertaining, and the aft door connects the inside and aft decks completely,

EXPERIENCE JOYSTICK DOCKING CONTROL

Single-handed precision docking and low speed twin, triple and quad applications.

maneuvering for larger cruise vessels,



www.seastarsolutions.com



Explore

allowing the two spaces to essentially become one. The aft galley is easily accessed from both the aft deck and the main salon. Two staterooms below include a full-beam master and a forward VIP stateroom. The air conditioned flybridge functions as a second salon and accessed by the internal staircase, with a sofa that can be upgraded into a sleeper sofa and two captain's chairs.

The M65 (68'5" LOA, 18'9" beam) boasts a sleek exterior, and the aft deck is an extremely versatile outdoor space. It features a forward-facing sofa, and bifolding doors connect the aft deck to the salon. The large galley features an L-shaped counter along the starboard side, and the large island allows two people to be in the galley comfortably for food



Maritimo M65

prep. Right off the galley is the salon, which offers both comfort and style with an L-shaped couch to port and a sofa starboard. Below deck are four staterooms and three heads, including the master stateroom with a full-beam head. maritimo.com.au

Watermakers, Inc. MARINE DESALINATORS

COMMERCIAL • INDUSTRIAL • RECREATIONAL • LAND-BASED

30+ Years Of Excellence

RELIED ON & TRUSTED SINCE 1984

**SIMPLY PUT,
OURS WORK
BETTER,
LONGER**

... and we regularly replace our competitors' systems with our own.



- 200 TO 50,000+ GPD SYSTEMS
- EXPERTS AT BOTH MARINE AND LAND-BASED INSTALLATIONS
- UNMATCHED SERVICE & REPAIR



**FT. LAUDERDALE BOAT SHOW - EQUIPMENT TENT
BOOTH 548 - SPECIAL SHOW PRICING!**

954.467.8920
(888) 34.FRESH
INFO@WATERMAKERS.COM
FT. LAUDERDALE, FL

Fresh Water, Any Time, Any Ocean
www.watermakers.com

**Water
makers** INC.
REVERSE OSMOSIS DESALINATION



Marlow Explorer 49E

MARLOW

The Marlow Explorer 49E makes her first appearance at FLIBS after making her world premiere earlier this year at the Miami show. Two staterooms along with a cozy bunk are located at the base of the pilothouse stairs. Artistic design with spatial engineering has produced the largest master stateroom

in and around this size range featuring a variety of owner/guest amenities of note. The VIP stateroom features two bunks located above the queen berth on port and starboard. The aft area of the boat is larger, including standing headspace in the engine room, rare for a 55-footer (57'2" LOA, 17'3" beam). She draws 4'6" and has a displacement of 61,600 pounds, with

CUSTOMIZED COMFORT

IMPROVE YOUR OVERNIGHT EXPERIENCE





HMC
HANDCRAFT
MATTRESS COMPANY
WWW.BOATBEDS.COM

HAND-CRAFTED TRADITION SINCE 1986



ENJOY MORE OF YOUR DAYTIME EXPERIENCE



CUSTOM BEDDING

CUSTOM MADE:
MATTRESSES, SHEETS, BLANKETS, COVERLETS

HMC WEST

1131 Baker Street • Costa Mesa, CA 92626
(714) 241-7751

REPRESENTATIVES
& SHOWROOMS
NATIONWIDE

HMC EAST

1602 NW 23rd Avenue • Ft. Lauderdale, FL 33311
(954) 714-9997

a fuel capacity of 1,000 gallons and a water capacity of 250 gallons. marlowyachts.com

The Marlow-Mainship 34 Express (MM34E) is the newest model to enter into the Mainship line by owner David E. Marlow. She is designed for active cruisers who want an economical boat that is well-designed and well-appointed. In addition, the MM34E (40'3" LOA, 12'4" beam) is a stronger, lighter, more fuel-efficient boat due to engineering and technological advances. For example, the MM34E is enhanced with a higher quality gelcoat and resin augmenting her water resistance. Using Nida-Core coring—a polypropylene honeycomb and a stitched fiberglass material—Marlow has designed a more structurally sound hull producing better glass-to-resin ratios, further enriching hull strength and integrity.

The MM34E features a roomy upper salon for entertaining, while her helm area has two seats for the captain and mate. Stepping below into her ample cabin, the roomy portside galley is awash in natural light. To starboard is the head with a divided vanity and shower area. Her forward cabin V-berth with an inner spring

mattress and generous storage is similar in size and layout to her larger sister ships. The MM34E is powered by the standard 320-hp Yanmar diesel engine, with optional engine configurations available including twin 220- or 260-hp engines. mainship.com

NORDIC TUGS

The Nordic Tug 44 makes her debut at Fort Lauderdale and offers a long list of thoughtful amenities developed for the active cruiser. Superior craftsmanship is evident in every detail throughout her refined interior. The Nordic Tug 44 features two spacious staterooms and heads, navigation station, elegant salon, and well-appointed galley. She is the ideal configuration for long-distance cruising without sacrificing comfort or style. An ample pilothouse features comfortable lounge areas fitting for entertaining, panoramic views and direct access to the deck from both sides. Powered by a 550-hp Cummins diesel, the Nordic Tug 44 (46'3" LOA, 13'10" beam) offers a top speed of 18 knots and cruising range of 1,700 nm at 8 knots. Her unique semi-displacement hull provides a quiet, smooth ride



FLY



To The Bahamas Out Islands

Frequent & Reliable Flights

Perfect for travelers, crew changes, and supplies

Reservations & freight offices open 7 days/week

Regularly Scheduled* Flights

Ft. Lauderdale to Staniel Cay, Andros, Eleuthera, Chub Cay, & Great Harbour Cay

Comfortable Lobby

at Ft. Lauderdale Executive Airport with complimentary parking, beverages & snacks, wifi, & TV

Freight Services

dedicated freight department with "per pound" rates & large capacity airplanes

Private Charters

Bahamas and southeast U.S.A.

954.771.0330 info@watermakersair.com | watermakersair.com

*All scheduled flights are operated by Exuma Cays Travel, Inc., a Public Charter Operator under the approved U.S. DOT 380 Public Charter Program, Prospectus number PC-14-154.



Nordic Tug 44

and strong seaworthy performance, even in unforgiving waters. nordictugs.com

NUMARINE

Numarine expands its range with the 60 Flybridge for her world debut at Fort Lauderdale. The first of three 60s are already under construction, and a hardtop version will follow later this year. The 60 Flybridge measures 60 feet long, with a 16.9-foot beam and has the same bold styling common to all the Turkish yard's family line of products, with a design that enhances the onboard space available to the owner. Ample open areas and brightly lit interiors define Numarine's traditional and characteristic layout.

The Flybridge 60 was designed to have the highest volume in the 60-foot category and was drawn up by Numarine's designer Can Yalman. Vacuum-infusion composite construction techniques make for a lightweight

hull, with a top speed of 35 knots and 28-knot cruising. Three guest cabins all are ensuite, while close attention was paid to the full beam owner's suite, with huge windows at the water level for breathtaking views. numarine.com

OUTER REEF

Outer Reef Yachts debuts the 58' Outer Reef and the 550 Outer Reef Trident Series at Fort Lauderdale. Built to Ocean Class A standards, the 58' Outer Reef pilothouse yacht provides an exceptionally dry and quiet ride and excellent range with her 1,000-gallon standard fuel capacity. While the draft is less than 5', there is protection for the running gear from her full keel, and the 17'2" beam provides spacious accommodation. She sleeps six with an amidships king master, a queen VIP forward and port guest cabin with two berths. Other conveniences include a full-size washer and dryer, stand-up engine room with both fore and aft



Numarine 60 Flybridge

Power Yacht Charters Perfected...

This winter, explore paradise aboard The Moorings 514PC. With spacious amenities and powerful performance, it's a remarkable way to vacation in the British Virgin Islands, the Bahamas, Grenada and St. Martin.



UNFORGETTABLE MOMENTS
on the water

Call 877.798.2533 or visit moorings.com/sb


The Moorings®
Est. 1969



Outer Reef 550 Trident Series

access, and a large lazarette with a transom door.

The 550 Outer Reef Trident (55'6" LOA, 16'2" beam) features a plumb bow hull design and cruises economically at 10 knots. She has a fast cruise speed of 18 knots and attains a top speed of 28 knots. The innovative features continue in the engine room, with Cummins engines and pod drives (standard). Even with resin-infused technology, which guarantees perfect resin to composite ratios for weight savings, the 550 Outer Reef Trident weighs in at 58,500 pounds at half load. outerreefyachts.com

PRESTIGE

The Prestige 680 (70'5" LOA, 17'6" beam) is a luxury yacht designed for both entertaining and distance

cruising, and offers an exterior styling that exudes an ageless, traditional marine approach. In keeping with the Prestige heritage, she is relatively light for her size due to advanced manufacturing techniques that deliver the same strength to a lighter hull. Like all Prestige yachts, she is built to CE requirements, with proprietary computer-aided design software and digitally controlled assembly, which, according to the builder, ensures all components are finished and assembled correctly the first time. Spaces are functional, somewhat innovative, and provide independent living areas and entertaining venues that are well laid out inside and on deck, are fuel-efficient and priced right. An airy and bright interior is magnified through 360-degree panoramic views from large windows on all decks. prestige-yachts.com



Prestige Yachts 680

TOTAL CONTROL, SIMPLY REFINED



NAVnet
TZ2
touch

MULTI TOUCH DISPLAYS

12.1" WXGA (1280 x 800 pixels)
15.6" FWXGA (1366 x 768 pixels)

CHART CHOICES

Utilizes raster & vector charts w/Sat Photos, including Free NOAA charts for the USA

REFINED INTERFACE

Edge-Swipe gestures keep every command at your fingertips with a simple swipe from the edge of the screen

BUILT-IN GPS/WAAS

56-channel GPS/WASS receiver

WIRELESS CONNECTIVITY

Connect to iOS™ or Android™ apps, along with free weather data & upcoming Cloud Services

REZBOOST™ FISH FINDER

Built-in Fish Finder achieves up to 8x Sharper image than conventional sounders to spot individual fish, using narrowband transducers

AWARD WINNING RADAR

UHD Radar, 4kW Domes to 25kW Arrays



Scan QR code to get more
information on NavNet TZ2 touch2

FURUNO
www.FurunoUSA.com

ZENO MATTRESS



Zeno Mattress has been in the business of making custom mattresses for yachts and homes for over 40 years. Located in sunny Fort Lauderdale, their spacious showroom and workshop and on-hand skilled craftsmen can produce mattresses in any shape or form for you.

With three generations of experience and knowledge, no order is too big or small for the Zeno Mattress staff. From a 9-foot by 12-foot bed to a single mattress they can design and custom make to fit your needs. A mattress can be delivered or shipped within days.

The mattress can be fabricated in a variety of materials and thickness along with an innerspring. You also have the choice of a variety of materials such as latex rubber, urethane or foam mattresses. Zipper covers can be made if necessary. Their mattresses can have a pillow top for additional comfort. The employees of Zeno Mattress will sit down with you and help you pick out the mattress that best suits your needs.

But don't take our word for it. Zeno mattress has been making these items for some of the most famous yachts and manufacturers in the United States. Yacht builders from Seaforce IX to Trinity Yachts use Zeno Mattress for bedding on their own custom yachts. Thousands of smaller crafts have installed Zeno's mattresses as well and they continue to keep using them.

A good nights sleep can make or break your boating day so buying a bed from a reputable firm is crucial.

**For estimates and more information, call 954-764-1212
Fax 954-764-1214 or visit the showroom at
101 N.W 6 Street, Fort Lauderdale FL. 33311**

1-888-275-7879

**Visit Us at the Fort Lauderdale International
Boat Show Booth # 488-489**



REGAL

Regal Boats has been a world leader in the design and manufacturing of luxury performance boats since 1969, and introduces the new 22 FasDeck Outboard at the show. The 22 FasDeck (23'2" LOA, 8'6" beam) joins Regal's current lineup of boats ranging from 19 to 53 feet. This FasDeck series boat features a 200-horsepower outboard engine, which helps the boat achieve a top-end speed of 51 mph and a cruising speed of 35 mph. The design offers the captain and guests the versatility, comfort and functionality of Regal's social cockpit seating, transom bench seating and efficient FasTrac hull design. The 22 FasDeck Outboard offers the ability to take the entire family on any adventure. regalboats.com

REGULATOR

The Regulator 41 is built to fish and designed for comfort, with more of everything anglers expect from a luxury sportfisher. When powered by quad Yamaha F350 outboard engines, the 41 (41'3" LOA, 12'6" beam) tops out at 63.5 mph with peak performance at every turn. The massive cockpit and enormous deck space give anglers the perfect platform to head off shore, with fishing favorites such as an 84-gallon transom fishbox, 624-quart center forward fishbox and two 40-gallon transom livewells—plus an optional dual-station tower. The air-conditioned triple-seat helm station has room for up to three 16-inch multi-function displays and comes with standard mezzanine seating or the option of a 4X Deluxe Tackle Center with grill, sink, refrigeration, and ample storage. The air-conditioned cabin features plenty of headroom, head, shower, a double berth that converts to table seating, and a fully equipped galley. Above deck, abundant forward seating makes easy work of entertaining with a cushioned settee, flip-up backrests for lounging, and a sunbed that converts to a dining table at the touch of a button. regulatormarine.com



Regulator 41

SANLORENZO

Italian builder Sanlorenzo is introducing two new yachts at Fort Lauderdale: the SL118 and SD126. The SL118 is the flagship of the SL line, with a fiberglass planing hull and length of 118 feet. The yacht offers innovative solutions that are paired with a traditional family feeling. With a draft of 7.5', she is built for Caribbean cruising. When tenders and toys are in the water, the yacht's enlarged swim platform and transom garage are transformed into a beach club. Built at the yard in Ameglia, Italy, the SL118 features state-of-the-art construction techniques coupled with specifically selected anti-vibration materials placed throughout the interior that diminish vibrations and noise. Accommodations for 10 guests include an on-deck master suite and four lower deck staterooms.

The much-anticipated SD126 was launched in July and was developed in partnership with Italian designer



MMDESIGNS™
— INTERIOR DESIGN —
RESIDENTIAL • COMMERCIAL
YACHT



NO RULES. JUST BOLD DESIGN.



BAHIA MAR ♦ YACHTING TENT ♦ BOOTH 809
(561) 671-1958 ♦ WWW.MMDESIGNSLLC.COM
PO BOX 3167 ♦ PALM BEACH, FL 33480



Sanlorenzo SD126

Francesco Paszkowski. On the exterior, the bow area has been configured into a fantastic space for guests. At the top is a Jacuzzi pool with steps that lead to a lounging and sunbathing area. Shade is provided by a removable sail-cover awning system. A second Jacuzzi, an array of sofas, sun loungers, and a sleek Boffi island bar are up on the flybridge. A terrace off the main salon and hull-side gull-wing doors off the master suite bring the outside in. Accommodations are available for up to 12 guests. sanlorenzoyacht.com

SEA RAY

Sea Ray's 400 Sundancer offers the boldest vision of what boating can be and brings that vision to life through innovative design and superior craftsmanship. With her striking open floorplan, the 400 Sundancer provides an effortless transition from the social daytime to an intimate evening. From the tri-panel salon doors to the large windows, an abundance of natural sunlight shines into the cockpit and salon, conveniently located on one main level. Designed with a forward master stateroom and full-beam aft stateroom, the 400 Sundancer (40' LOA, 13'6" beam) comfortably accommodates up to five guests. Automated steps on the hydraulic swim platform option bring you to the water, while comfort and versatility are intertwined throughout every feature. The 400 Sundancer

is available with gas or diesel Axis sterndrives or V-drives. searay.com



Selene 42 Europa

SELENE

The Selene 42 Europa is designed with the cruising family in mind and delivers the same quality and safety of her larger siblings at an affordable price. The 42 Europa (44'11" LOA, 14'6" beam) offers a spacious engine room with easy access for service and troubleshooting, and plenty of room for entertaining, including a full galley. Accommodations include a master stateroom with oversized head and separate shower, and a full guest stateroom. The upper deck is accessed by way of a molded stairway, and a portside dinette offers comfortable seating for six. A power-assisted mast with



Sea Ray 400 Sundancer

Available at



See Us at the
Ft. Lauderdale Boat Show
Accessories Tent 137

Serving Two Locations:

405 NW South River Drive, Miami, FL 33128 • 155 East Blue Heron Boulevard, Riviera Beach, FL 33404
(800) 826-5716 • www.LangerKrell.com




GARMIN MARINE.

These are times that call for fresh thinking and new choices. Especially in your boat's electronics. Garmin is proud to unveil the broadest, brightest and best selection of marine products we've ever offered. So, you'll find ample ways to justify outfitting or upgrading your helm station with new Garmin equipment this year. Highlighting our lineup are great choices in integrated autopilot systems for your powerboat or sailing vessel. Also, you'll find a full complement of HD and xHD marine radars. For deeper, clearer surveillance under water, there are powerful new digital sonar units that take high-definition fish targeting to a whole new level. And you'll also want to check out our new color touch-screen chartplotters with 3-D mapping imagery; our integrated VHF communications and satellite weather solutions; our growing array of NMEA 2000® instruments and networking options; plus, our new line of Garmin echo™ series fishfinders that feature exclusive Garmin HD-ID™ tracking technology to make catching the big ones even easier and more affordable. Garmin Marine. Making history at the helm.

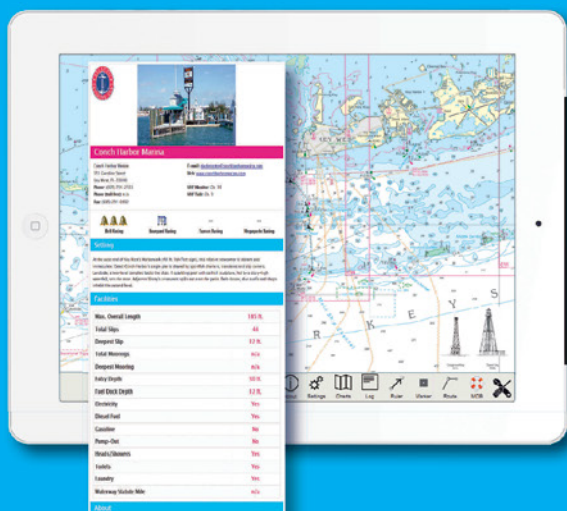


nv charts



download
nv charts App

with
Charts
&
Digital Marina Guide
for the
US East Coast
FREE



see us at
Annapolis Sail Show C 1

For 35 years **nv charts** has produced charts of Europe, the Mediterranean, the Caribbean, the Bahamas, the US East Coast and Cuba. In cooperation with **Atlantic Cruising Club's** Digital Guides to Marinas ©. **nv charts** are relied on by cruisers, racers, the Germany Kiel Pilots and the US Coast Guard.



nvcharts App

www.nvcharts.com



A Full Line of Navigation Products · paper · digital · plotter · app

crane can easily hoist a tender or PWC from either side.

The next-generation hull incorporates a cruiser's stern, which adds to the water line giving better speed and efficiency. The deeper keel adds more stability and tracking, while the larger rudder gives better control, especially at low speeds. Standard power is a 180-hp John Deere diesel engine, bow and stern thrusters, and anchor windlass. She cruises at 8 knots with a top speed of 9.5 knots. selenetrawlers.com

SOUTHPORT

The new Southport 272TE offers a Tournament Edition layout on the traditional Southport 27-foot hull (9'6" beam). The boat features a coffin box for generous storage in place of the forward wraparound seating, an improved livewell in the transom, redesigned console and helm pod, and a structurally lighter T-top and leaning post. The post offers more plush seating with underneath storage and a multi-rod rocket launcher with cup holders. Her wide beam delivers more interior space and more



Southport 272TE

stability than others in her class and is priced to make the Southport brand affordable. The boat offers 60-mph performance, and the options list offers multiple variations. southportboats.com

TIARA

Like the successful Coupe series introduced by Tiara over the past two years, the Q 44 takes outdoor/indoor living to a whole new level. The Q 44 (45'6" LOA, 14'11" beam) is a luxury SUV for the water, a unique blend of social zones built around a single-level deck with full walkaround and walk through capabilities. The bow, bridge deck, companion seating, and aft cockpit teak bench combine to deliver



Tiara Q 44

entertainment zones offering family and friends private areas to enjoy day yachting as they wish.

A storage cellar located to the port side of the bridge deck can hold an enormous amount of gear and support the adventurous side of guests. Its location enables storage of SUPs, kayaks, bicycles, and surfboards. The aft-facing sectional complements the island galley and rear convertible seating. Port and starboard walkways allow easy access to all areas of the boat. tiarayachts.com

VENTURE

The new Venture 39 Forward Seating is built around comfort, safety and family with an abundance of thoughtful features. The luxury edition includes forward wraparound seating creating a comfortable venue for any occasion, whether a hard day of fishing or a relaxing day of cruising. The Venture 39 FS (39'6" LOA, 10'8" beam) includes a



Venture 39 Forward Seating



CONNECTING BOAT OWNERS AND SERVICE PROFESSIONALS

GET ON BOARD
SERVICE MADE SIMPLE

AND BEST OF ALL IT'S FREE WITH 1GB OF CLOUD STORAGE

- Simplify Your Life & Spend More Time on the Water
- Easy-to-Use Task Sharing for Repairs & Maintenance
- Extensive Network of Ready Service Pros & Marinas
- Automated Service Reminders & Service History Records
- Anywhere, Anytime Access, 24/7
- Quick Answers When Needed
- Thousands of Service Recommendations at Your Fingertips

→ SIGN UP FOR YOUR **FREE**
ACCOUNT TODAY AT:
WWW.BIT.LY/MYTASKITFREE

twitter.com/mytaskitapp

in linkedin.com/company/mytaskit

f facebook.com/mytaskitapp



MYTASKIT
.COM

multipurpose storage area that can be converted to meet any need. Fishermen are not forgotten with a 7'6" lockable rod storage area beneath the seats and dual macerated fish boxes to store the big catch. Improved console seating accommodates six people, with three in the front and three in the rear-facing seat, along with enough cup holders and rod holders to satisfy the entire crew. venturebyamerican.com



Viking 80 Convertible

VIKING


The newest Viking to join the fleet, the 80 Convertible (80'6" LOA, 21'4" beam), makes her world premiere at Fort Lauderdale. She offers the same bluewater DNA as her stable mates, and the sleek styling showcases an impeccable sheer line with nine feet of freeboard forward tapering to slightly more than three feet at the stern. The hull's sharper entry merges with a higher forward chine designed to divert spray downward when ripping through head seas. To enhance

performance and achieve better engine and propulsion efficiencies, the design, engineering and production teams shaved unnecessary poundage yet increased strength and seakeeping capabilities.

Inviting accommodations include five generously appointed staterooms, including a full-beam master suite with a king walkaround bed. The 217 square foot cockpit is equipped for tournament fishing with a transom door, freezer, tackle, and general stowage space, livewell capacity, fish wells, ice chest, and a chill box for drinks. vikingyachts.com

THE "FLO" HAS BEEN WELCOMING YACHTSMEN FOR OVER 71 YEARS!

OPEN EVERY DAY OF THE YEAR
FOR BREAKFAST LUNCH AND DINNER
- 24 HOURS A DAY!



THE
FLORIDIAN
RESTAURANT

1410 EAST LAS OLAS, FT LAUDERDALE FL
954-463-4041



Images for illustrative purpose only.



THE CALM BEFORE, DURING, AND AFTER THE STORM

NO MATTER WHAT MOTHER NATURE
THROWS AT YOU, TRUST FLIR OCEAN
SCOUT AND MD-SERIES THERMAL
NIGHT VISION CAMERAS TO BE YOUR
EYES IN THE DARK SO YOU CAN
NAVIGATE STRESS-FREE.

MD-SERIES

NEW
OCEAN SCOUT



The World's **Sixth Sense™**

WAJER

The most striking aspect of the Wajer 38 S is the centrally located cockpit under a sturdy hardtop bimini. The center console frees up space on board for comfortable socializing and relaxing, and enhanced freedom of movement for all passengers. The skipper has excellent visibility at all times. Because the new Wajer 38 S is intended as a day boat or luxury tender for superyachts, it has a completely redesigned forward deck. A robust towing eye allows the boat to be easily and safely towed anywhere. A spacious sun deck with room for a large table and U-shaped sitting area allows guests to relax in style. The new layout has also created ample storage space below deck forward for all the cushions.

The Wajer 38 S (37' LOA, 12'1" beam) is operated with ease from two luxurious spring-loaded Stidd seats behind a large windscreen, while a tough hardtop bimini protects from the heat of the sun. The fully digitized dashboard with Raymarine 12-inch system and touchscreen is ergonomically designed for helmsman. Standard power is the twin Volvo Penta D6 435-hp IPS 600 package. wajer.nl



Wajer 38 S



LONGBOAT • KEY • CLUB
MOORINGS

Explore... The Most Luxurious Resort Marina Experience
on the West Coast of Florida

Extend your Stay. Lease for 12 months, get the 13th month FREE!*

Seasonal Slips Available Too!

Resort Amenities • Concierge • Ship's Store • WiFi • Heated Pool • Full, On-site Service Department

800.858.0836 or 941.383.8383 • LongboatKeyMarina.com • TheMarina@LongboatKeyClub.com

Latitude 27°22.36N, Longitude 82°36.96W at ICW Marker 15, MM 79.5 / *Offer valid through December 31, 2015.

**ELIMINATE BOAT ROLL.
KEEP EVERYONE SMILING.**



ON



OFF



SEAKEEPER

STABILIZATION

www.seakeeper.com